



CHINA INTERNATIONAL MARINE CONTAINERS (GROUP) LTD

2017








---

---

---


---

---















The overall trend of the industry is positive.




16,37	7 5 7 4.	5 . 1 132
34,74	346 . 4	14 671
17,7.	6 246	36 01






Four horizontal blue lines for text entry, with a blue curly bracket on the left side spanning the first two lines.








---

45,0	0 2 3. 7	1 5. 1 467
	33. 20	1 766

---









4,33



1 53 0.0

1 0 6 4 5



4,0



35 12.



46 212
















3,5

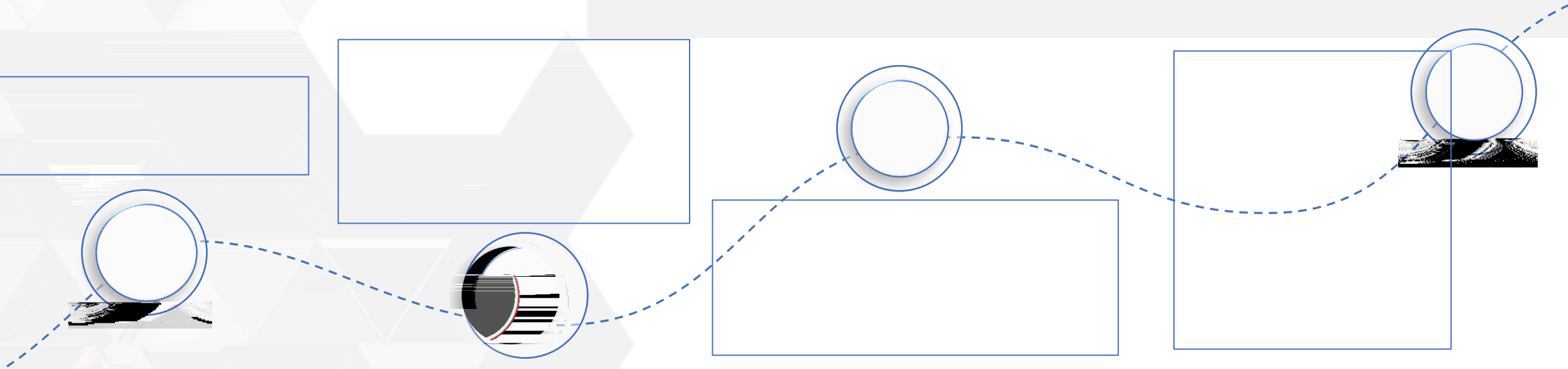

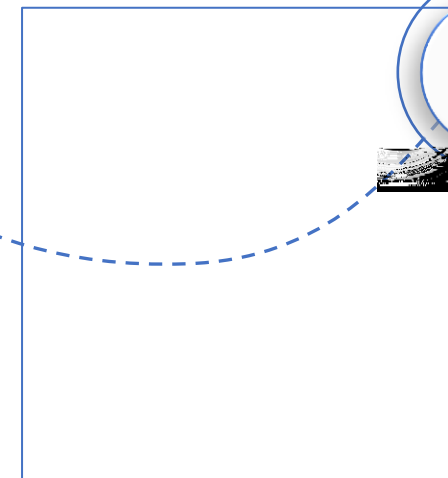


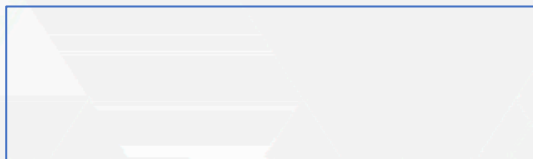
075 442

1 3 476

30, 2

43 . 13

20 553





---

1, 0

26 . 2.

2 134

---

1,53


3 4 . 75

231 5. 6

---














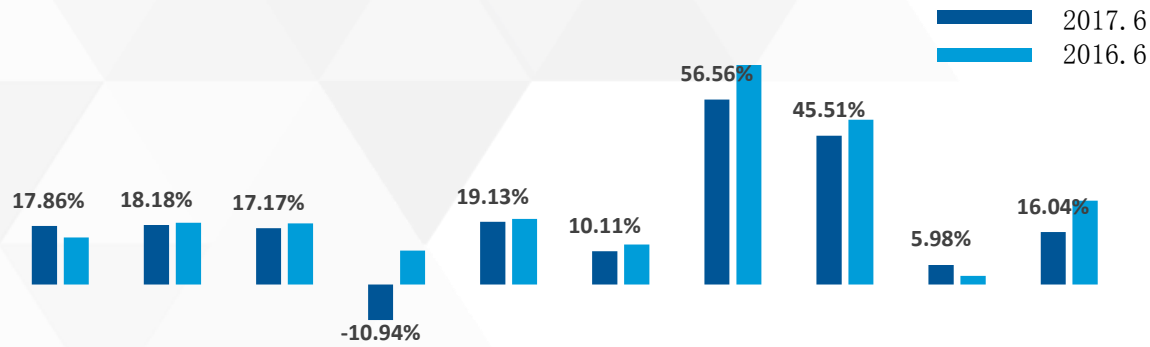




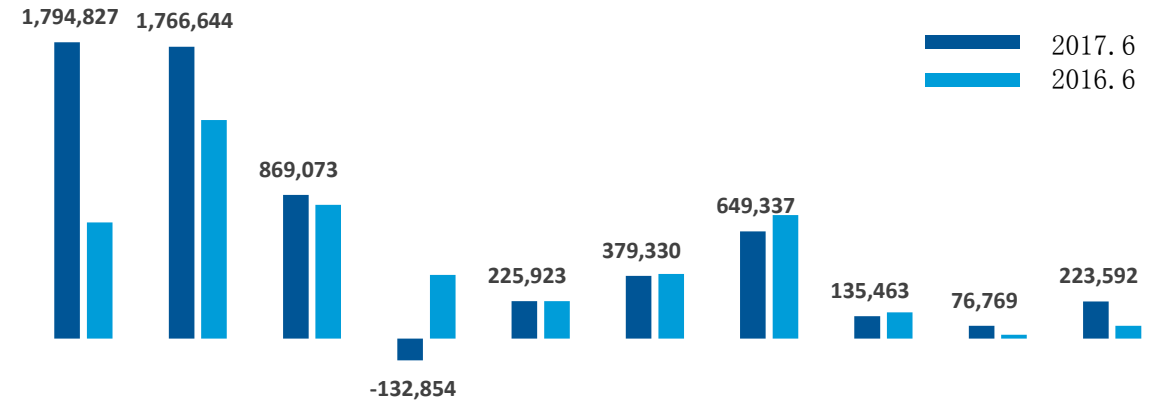




Gross profit margin of principle business (unaudited)






Gross profits of principle business (unaudited)




Net profits of principle business (unaudited)











[Empty text box]

[Empty text box]



[Empty text box]

